



NW LONDON
TRAINING HUB
Education ♦ Training ♦ Workforce

North West London Snapshot Data Pack

September 2024 | Q2

North West London Snapshot of Training Activity Cumulative From Q1

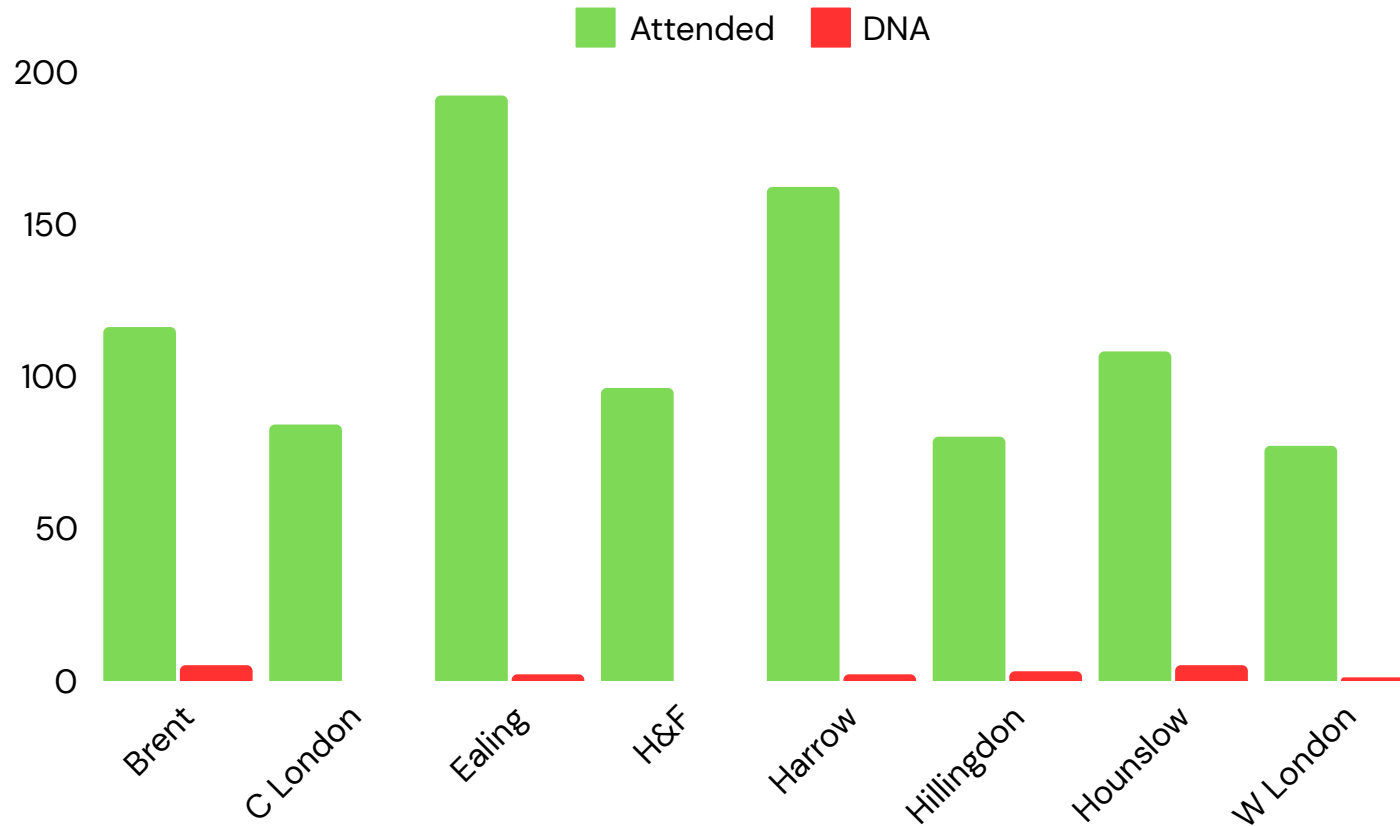
8 boroughs | 45 PCNs | 342 Practices



*DNAs not recorded on webinars and forums. DNA % is the percentage of the total number booked

Enhanced Services

Note: This data covers training and DNAs since the start of Q1 24/25.

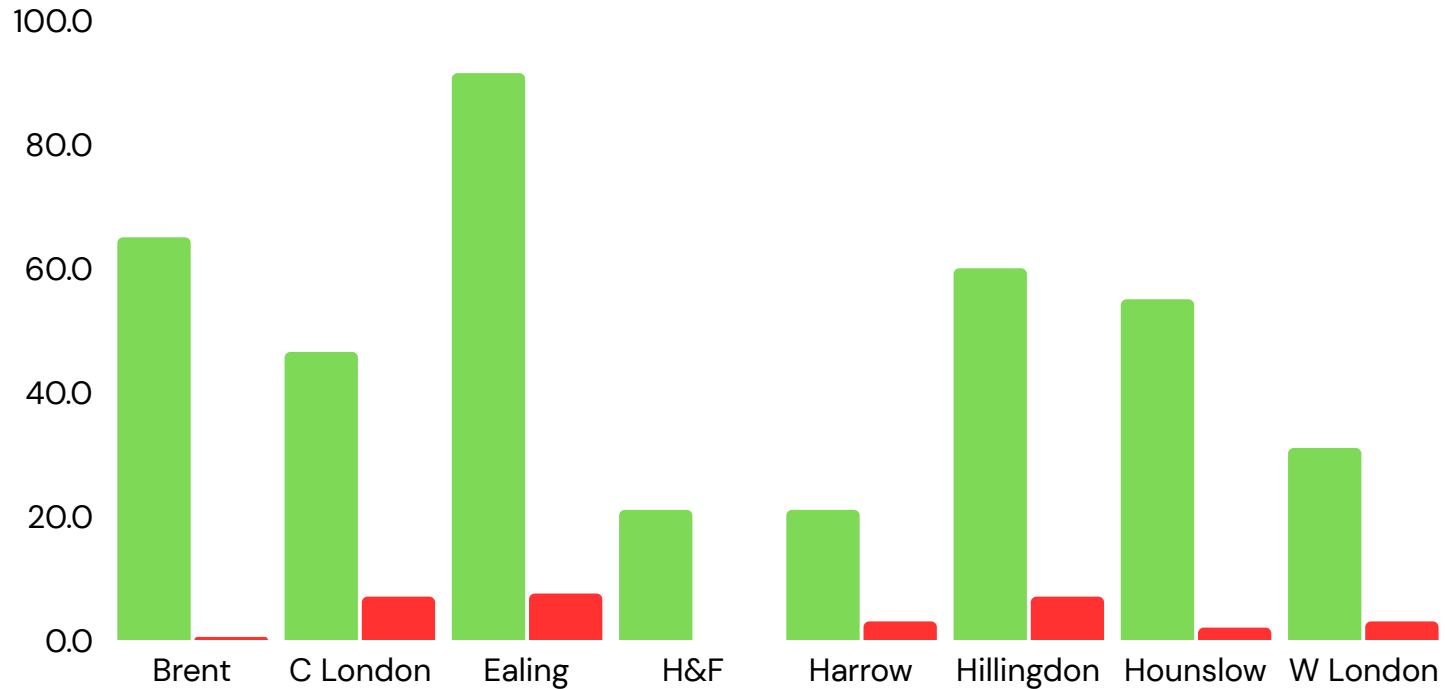


The below table shows the number and % of DNAs from the total booked.

Brent	Central London	Ealing	H&F	Harrow	Hillingdon	Hounslow	West London
5/121 (4.13%)	0/84	2/194 (1.03%)	0/96	2/164 (1.22%)	3/83 (3.61%)	5/113 (4.42%)	1/78 (1.28%)

ARRS

Attended DNA



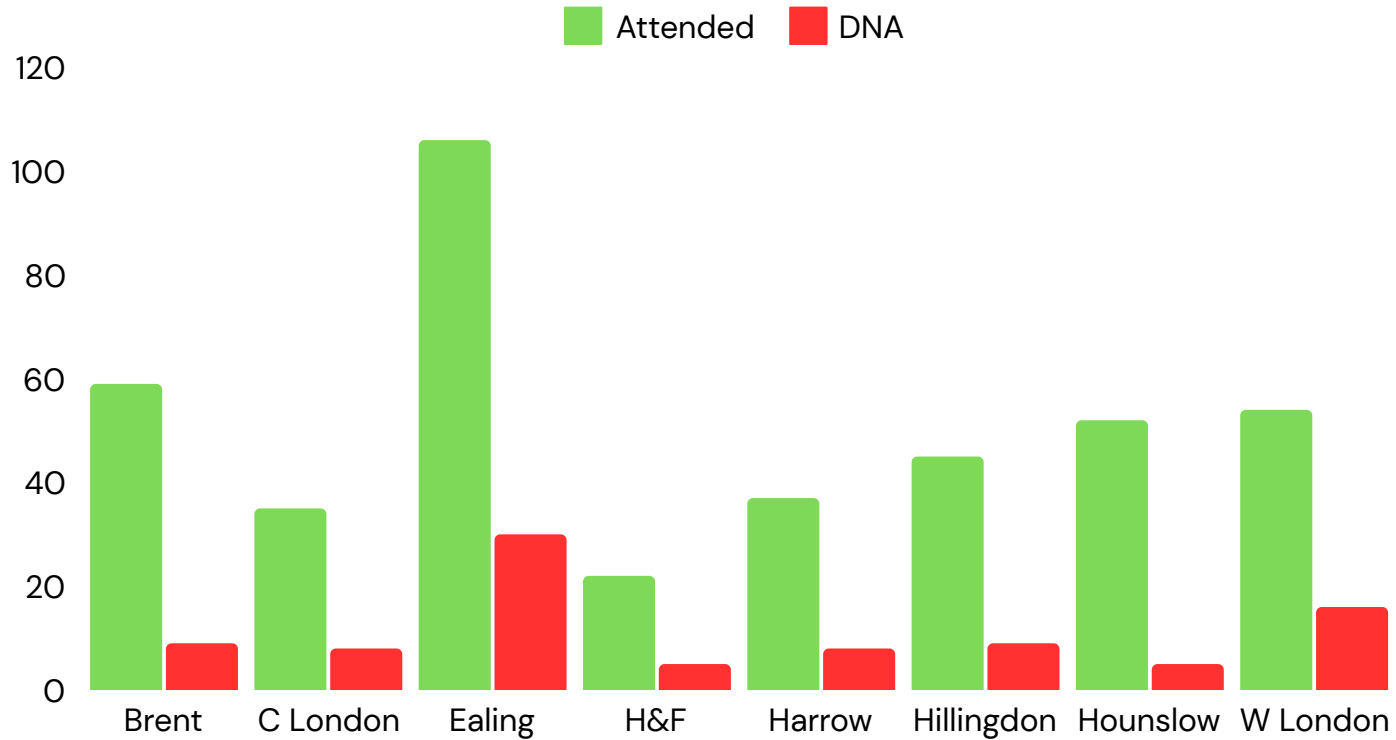
Note: This data covers training and DNAs since the start of Q1 24/25.

The below table shows the number and % of DNAs from the total booked and completed.

Brent	Central London	Ealing	H&F	Harrow	Hillingdon	Hounslow	West London
0.5/65.5 (0.76%)	7/53.5 (13.08%)	7.5/99 (7.58%)	0/21	3/24 (12.5%)	7/67 (10.45%)	2/57 (3.51%)	3/34 (8.82%)

Reception and Admin

Note: This data covers training and DNAs since the start of Q1 24/25.



The below table shows the number and % of DNAs from the total booked.

Brent	Central London	Ealing	H&F	Harrow	Hillingdon	Hounslow	West London
9/68 (13.24%)	8/43 (18.60%)	30/136 (22.06%)	5/27 (18.52%)	8/45 (17.78%)	9/54 (16.67%)	5/57 (8.77%)	16/70 (22.86%)

Multi-professional Learning Snapshot

	BRENT	CENTRAL LONDON	EALING	H&F	HARROW	HILLINGDON	HOUNSLOW	WEST LONDON
	K&W SOUTH WILLESDEN PCN	REGENT HEALTH PCN	NGP PCN	H&F CENTRAL PCN	HARROW COLLABORATIVE PCN	NORTH CONNECT PCN	CHISWICK PCN	NEOHEALTH PCN
APPROVED PCN LE GP TRAINERS TH EDUCATORS FELLOWS GP MENTORS	YES 9 1 7 0	YES 5 2 4 2	YES 6 1 3 3	YES 5 1 1 0	YES 3 2 2 0	YES 7 2 5 0	YES 6 2 1 0	YES 5 2 3 0
	HARNESS SOUTH PCN	ST JOHN'S WOOD & MAIDA VALE PCN	ACTON PCN	BABYLON GP AT HAND PCN	HEALTHSENS E PCN	CELANDINE HEALTH & MATROCARE PCN	BRENTFORD & ISLEWORTH PCN	INCLUSIVE HEALTH PCN
APPROVED PCN LE GP TRAINERS TH EDUCATORS FELLOWS GP MENTORS	NO 7 1 3 1	YES 0 1 3 0	YES 10 1 5 0	YES 0 1 1 0	YES 13 2 7 3	YES 9 2 4 1	YES 4 2 4 0	YES 5 0 3 1
	HARNESS NORTH PCN	WEST END & MARYLEBONE PCN	THE EALING NETWORK PCN	H&F PARTNERSHIP PCN	HARROW EAST PCN	LOONGLANE FIRST CARE GROUP PCN	FELTHAM AND BEDFORD PCN	WEST-HILL HEALTH PCN
APPROVED PCN LE GP TRAINERS TH EDUCATORS FELLOWS GP MENTORS	NO 6 1 4 3	YES 4 0 3 2	YES 12 1 1 3	YES 14 2 8 0	YES 4 2 0 1	YES 0 2 2 0	NO 3 2 1 1	YES 12 2 5 1

Multi-professional Learning Snapshot Continued

	BRENT	CENTRAL LONDON	EALING	H&F	HARROW	HILLINGDON	HOUNSLOW	WEST LONDON
	KILLBURN PARTNERSHIP PCN	SOUTH WESTMINISTER PCN	SOUTH SOUTHALL PCN	SOUTH FULHAM PCN	HEALTH ALLIANCE PCN	SYNERGY PCN	GREAT WEST ROAD PCN	BROMPTON HEALTH PCN
APPROVED PCN LE GP TRAINERS TH EDUCATORS FELLOWS GP MENTORS	NO 5 1 4 2	YES 4 1 2 1	NO 2 1 1 3	YES 4 2 5 1	YES 3 2 3 2	YES 3 0 2 0	NO 7 2 6 5	YES 19 1 5 0
	K&W NORTH WILLESDEN PCN		SOUTH CENTRAL EALING PCN	NORTH H&F PCN	SPHERE PCN	COLNE UNION PCN	HOUNSLOW HEALTH PCN	K&C SOUTH PCN
APPROVED PCN LE GP TRAINERS TH EDUCATORS FELLOWS GP MENTORS	YES 2 1 1 0		NO 4 1 2 2	NO 2 1 2 1	YES 18 2 3 5	YES 1 1 0 0	NO 5 2 1 1	NO 0 1 3 1
	K&W CENTRAL KINGSBURY PCN		NORTH SOUTHALL PCN			HAYES AND HARLINGTON COLLABORATIVE PCN		
APPROVED PCN LE GP TRAINERS TH EDUCATORS FELLOWS GP MENTORS	YES 5 1 2 0		NO 0 1 0 0			YES 4 2 4 1		

Multi-professional Learning Snapshot Continued

	BRENT	CENTRAL LONDON	EALING	H&F	HARROW	HILLINGDON	HOUNSLOW	WEST LONDON
	K&W WEST KINGSBURY PCN		GREENWELL PCN			UN-NETWORKED PRACTICES		
APPROVED PCN LE GP TRAINERS TH EDUCATORS FELLOWS GP MENTORS	YES 4 1 2 1		NO 1 2 4 0			YES		
			NORTHOLT					
APPROVED PCN LE GP TRAINERS TH EDUCATORS FELLOWS GP MENTORS			NO 1 1 0 0					

Enhanced Services Snapshot Practice Level

TRAINING HUB	TOTAL NUMBER OF PRACTICES	NUMBER OF PRACTICES WHERE STAFF HAVE NOT YET ATTENDED TRAINING	TOTAL NUMBER OF ATTENDEES	TOTAL NUMBER OF DNAS
BRENT	51	19	116	5
CENTRAL LONDON	33	10	84	0
EALING	70	18	192	2
H&F	28	8	96	0
HARROW	33	3	162	2
HILLINGDON	44	19	80	3
HOUNSLOW	44	11	108	5
WEST LONDON	39	16	77	1

The table below shows the list of practices where we have no record of staff attending training since the beginning of Q1 2024/2025.

BRENT	CENTRAL LONDON	EALING	H&F	HARROW	HILLINGDON	HOUNSLOW	WEST LONDON
SUDBURY SURGERY	COVENT GARDEN MEDICAL CENTRE	ACTON TOWN MEDICAL CENTRE	DR CANISIUS & DR HASAN, PARKVIEW CFH&W	FIRST CHOICE MEDICAL CARE	ACRE SURGERY	CHESTNUT PRACTICE	BROMPTON MEDICAL CENTRE
THE TUDOR HOUSE MEDICAL CENTRE	CROMPTON MEDICAL CENTRE	DR SIVANESAN & PARTNER (WOODBIDGE MEDICAL CENTRE)	DR RK KUKAR, PARKVIEW CTR FOR H&W	THE ENTERPRISE PRACTICE	ACREFIELD SURGERY	FIRSTCARE PRACTICE	EMPEROR'S GATE CENTRE FOR HEALTH
BRAMPTON HEALTH CENTRE	GROUND FLOOR LANARK MEDICAL CENTRE	ELMTREES SURGERY	HAMMERSMITH & FULHAM CENTRES FOR HEALTH	KENTON BRIDGE MEDICAL CENTRE DR GOLDEN	BELMONT MEDICAL CENTRE	GILL MEDICAL PRACTICE	KNIGHTSBRIDGE MEDICAL CENTRE
JAI MEDICAL CENTRE (BRENT)	IMPERIAL COLLEGE HEALTH CENTRE	HILLVIEW SURGERY	NORTH FULHAM SURGERY		BRUNEL MEDICAL CENTRE	GROVE VILLAGE MEDICAL CENTRE	MEANWHILE GARDEN MEDICAL CENTRE
THE FRYENT WAY SURGERY	MAYFAIR MEDICAL CENTRE	LADY MARGARET ROAD MEDICAL CENTRE	STERNDALE SURGERY		CAREPOINT PRACTICE	HATTON MEDICAL PRACTICE	NORTH KENSINGTON MEDICAL CENTRE
UXENDON CRESCENT SURGERY	SOHO CENTRE FOR HEALTH AND CARE	MEADOW VIEW	THE FULHAM MEDICAL CENTRE		CHURCH ROAD SURGERY	HMC BEDFONT WAS GREENBROOK BEDFONT	PORTOBELLO MEDICAL CENTRE
ST ANDREWS MEDICAL CENTRE	THE ROYAL MEWS SURGERY	QUEENS WALK PRACTICE	THE NEW SURGERY		DR MLR SIDDIQUI'S PRACTICE	HMC FELTHAM WAS THE PRACTICE FELTHAM	ROSARY GARDEN SURGERY
ST. GEORGES MEDICAL CENTRE	WELLINGTON HEALTH CENTRE	THE BEDFORD PARK SURGERY	THE SURGERY, DR MANGWANA & PARTNERS		KING EDWARDS MEDICAL CENTRE	HMC HOUNSLOW WAS THE PRACTICE HEART OF HOUNSLOW	SRIKRISHNAMURTHY HARROW ROAD SURGERY
THE LONSDALE MEDICAL CENTRE	WESTMINSTER SCHOOL	THE BOILEAU ROAD SURGERY			LADYGATE LANE MEDICAL PRACTICE	HOLLY ROAD MEDICAL CENTRE	ST. QUINTIN HEALTH CENTRE
ALPERTON MEDICAL CENTRE	WOODFIELD ROAD MEDICAL CENTRE	THE CHURCHFIELD ROAD SURGERY			OXFORD DRIVE MEDICAL CENTRE	JERSEY PRACTICE	STANHOPE MEWS SURGERY

Enhanced Services Table Continued

BRENT	CENTRAL LONDON	EALING	H&F	HARROW	HILLINGDON	HOUNSLOW	WEST LONDON
LANFRANC MEDICAL CENTRE		THE GROVE MEDICAL PRACTICE			PARKVIEW SURGERY	TWICKENHAM PARK MEDICAL CENTRE	THE CHELSEA PRACTICE
PEARL MEDICAL PRACTICE		THE HORN LANE SURGERY			SOUTHCOTE CLINIC		THE EXMOOR SURGERY
SMS MEDICAL PRACTICE		THE MEDICAL CENTRE			ST MARTINS MEDICAL CENTRE		THE GARWAY MEDICAL PRACTICE
THE SUNFLOWER MEDICAL CENTRE		THE PITSHANGER LANE SURGERY			THE DEVONSHIRE LODGE PRACTICE		THE GOOD PRACTICE
BRENTFIELD MEDICAL CENTRE		THE SALUJA CLINIC			THE OAKLAND MEDICAL CENTRE		THE PEMBRIDGE VILLAS SURGERY
HILLTOP MEDICAL PRACTICE		THE SOUTHALL MEDICAL CTR.			THE WARREN PRACTICE		WESTBOURNE GROVE MEDICAL CENTRE
CHICHELE ROAD SURGERY		THE VALE SURGERY			WEST LONDON MEDICAL CENTRE		
KILBURN PARK MEDICAL CENTRE		YEADING MEDICAL CENTRE			WILLOW TREE SURGERY		
MAPESBURY MEDICAL GROUP					YIEWSLEY FAMILY PRACTICE		

Note: A number of attendees recorded that they worked at PCN level, borough level, NWL level or left it blank

ARRS Services Snapshot

PCN Level

TRAINING HUB	TOTAL NUMBER OF PCNS	NUMBER OF PCNS WHERE STAFF HAVE NOT YET ATTENDED TRAINING	TOTAL NUMBER OF ATTENDEES	TOTAL NUMBER OF DNAS
BRENT	7	1	65	0.5
CENTRAL LONDON	4	0	46.5	7
EALING	8	0	91.5	7.5
H&F	5	1	21	0
HARROW	5	1	21	3
HILLINGDON	6	0	60	7
HOUNSLOW	5	0	55	2
WEST LONDON	5	0	31	3

The table below shows the list of PCNs where we have no record of staff attending training since the beginning of Q1 2024/2025.

BRENT	CENTRAL LONDON	EALING	H&F	HARROW	HILLINGDON	HOUNSLOW	WEST LONDON
KILBURN PARTNERSHIP PCN			BABYLON GP AT HAND PCN	HARROW EAST PCN			

Note: A number of training attendees may not have a PCN assigned to them.